

**A- Changing The Door Swing Direction to Right Hand**

**1- Unscrew the two screws fixing the top hinges (Fig-1) and bottom hinges. (Fig-2)**  
Remove the doors. (Fig-1)



Figure 1



Figure 2

**2- Remove the top hinge screw caps (big) on the left side (Fig-3) and insert them to the right side. (Fig-4)**



Figure 3



Figure 4

**3- Remove the bottom hinge screw caps (big) on the left side and insert them to the right side. (Fig-5)**



Figure 5

**4-** Unscrew the two screws fixing the top hinge and bottom hinges. Remove the hinges. (Fig-6)



Figure 6

**5-** Assemble the top hinge to the bottom of the door (Fig-7) and assemble the door and then assemble the bottom hinge to the top of the door. (Fig-8)



Figure 7



Figure 8

**B- Changing The Freezer Door Swing Direction**

**1- Unscrew the screw fixing the freezer door hinge (Fig-1) and remove the freezer door (Fig-2)**




Figure 1



Figure 2

**2- Unscrew the screw fixing the freezer door holder and remove it. (Fig-3)**




Figure 3

**3- Screw the freezer door holder to the right side. (Fig-4)**



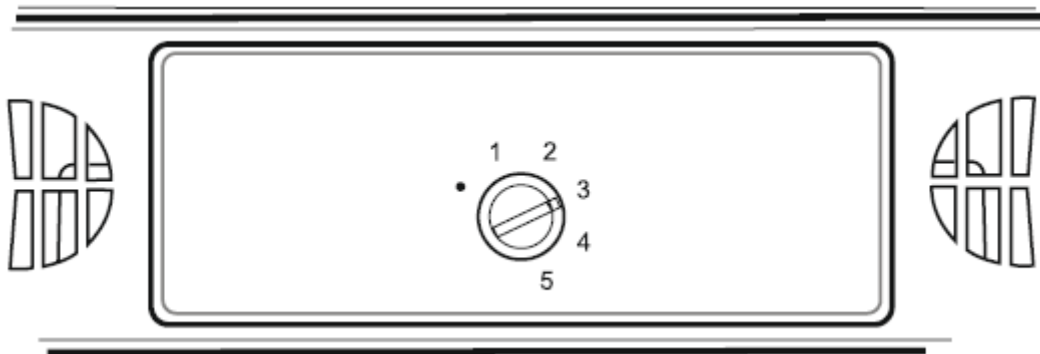
Figure 4

**4- Assemble the freezer door and fix the freezer door hinge by tightening the screw. (Fig-5)**



Figure 5





**IMPORTANT NOTE:** Do not try to rotate knob beyond 1 position it will stop your appliance.

-The thermostat automatically regulates the inside temperature of the refrigerator compartment and freezer compartment. By rotating the knob from position 1 to 5, colder temperatures can be obtained.

-For short-term storage of food in the freezer compartment, you can set the knob between minimum and medium position (1-3).

-For long-term storage of food in the freezer compartment, you can set knob medium position (3-4).

-Note that; the ambient temperature, temperature of the freshly stored food, and how often the door is opened, affects the temperature in the refrigerator and freezer compartments. If required, change the temperature setting.

-When you first switch on the appliance, you should ideally try to run it without any food in for 24 hours and not open the door. If you need to use it straight away, try not to put much food inside.

-If the unit is switched off or unplugged, you must allow at least 5 minutes before restarting in order not to damage the compressor.

-Refrigerators (with 4 star rating): The freezer of the refrigerator cools down to -18oC and less.